


Ferry on Lake Victoria

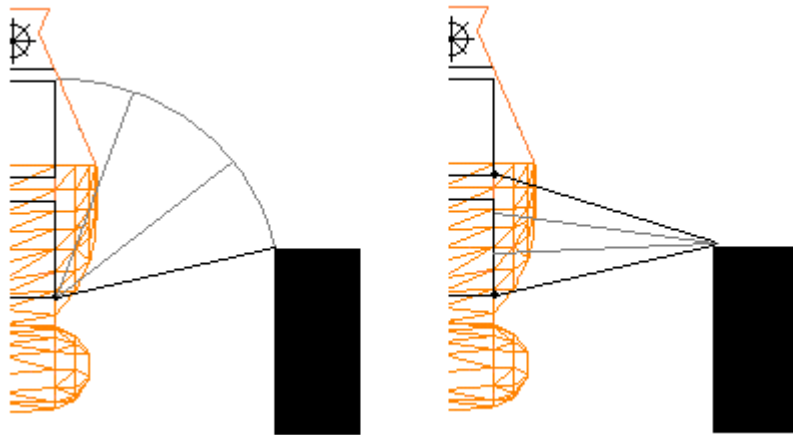
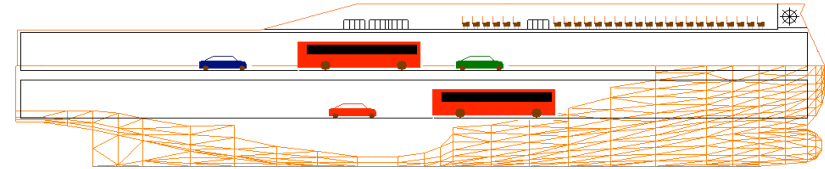


The ship should be able to:

- Calling at Kisumu, Musoma, Mwanza, Bukoba, Kampala and Jinja every other day.
- Carrying 30 lorry's, 30 cars and 300 passengers.

Main particulars

- Fixed ballast for safety
- Twin engines for safety
- Ramps both in bow and stern



Loa:	96m
Lpp:	90m
Beam:	16m
Design draft:	3,4m
Light weight	1100t
Dead weight:	700t
Lane meters:	600+m
Ballast:	883t
Concrete:	783t
Water:	100t
Light weight:	1100t
Displacement:	2750t
Design speed:	19kn
Engines:	2x3100kW